






Pinch Planters








NEW




Texture Detail



Slate

		dimensions			soil volume capacity	water volume capacity	planter ref.#
							
A	Pinch 23" Planter	22.52 in 57,2 cm	21.85 x 19.69 / 10.04 in 55,5 x 50,5 / 25,2 cm	20.28 in 51,5 cm	11.73 gal 44,4 l	9.91 gal 37,5 l	A6757XX
B	Pinch 29" Planter	28.98 73,6	28.35 x 26.38 / 12.60 72,0 x 67,0 / 32,0	26.06 66,2	26.95 102,0	24.57 93,0	A6774XX
C	Pinch 37" Planter	36.93 93,8	36.30 x 34.65 / 15.75 92,2 x 88,0 / 40,0	33.27 84,5	60.76 230,0	55.48 210,0	A6794XX

Make sure to order mess-free drain couplings if you will be emptying water cavity on a delicate surface. See page 54.



IN-STOCK QUICK SHIP COLORS



Caviar Black Ref: 94



Cloud White Ref: 00



Ash Ref: 98



Slate Ref: 97



Midnight Ref: 55



Olive Ref: 82




Bark Ref: 74

* 10 Year Limited Warranty covers planter shell only.

Anti-theft brackets can be attached to attach planter to concrete where needed.



Rotating, recessed caster base can be added for mobility.



A

B



		dimensions				product ref.#
A	Caster System S - for 23" Pinch Planter	18.03 45,8	in cm	18.03 45,8	in cm	AR03
	Caster System M - for 29" Pinch Planter	24.02 61,0		24.02 61,0		AR04
	Caster System L - for 37" Pinch Planter	33.50 85,1		33.50 85,1		AR05

		dimensions				product ref.#
B	Anti-Theft Brackets System for Pinch Planter (Set of 4)	4.64 11,8	in cm	1.10 2,8	in cm	AR06K1